

International Visitors Office

Lois Peterson Kent, Program Officer

Board on International Scientific Organizations

Saturday, August 20, 2016

Presentation to

American Chemical Society International Activities Committee

How the IVO Functions

- The IVO collects information through an online visa questionnaire. Visa cases related to scientific activities can be reported to the IVO if they are:
 - **B-1 applications** pending for 30 days after applicant's completion and 14 days within the event's start date or
 - **Another visa category** pending for 60 days after application's completion
- The IVO Webpage (and survey link) can be found at www.nationalacademies.org/visas

Visa Categories that the IVO Assists

- B-1: Short-term travel to conduct business, such as scientific conferences or meetings
- H-1B: Temporary employment in a specialty occupation
- F-1: Academic studies (undergraduate or graduate)
- J-1: Approved exchange programs (IVO receives mostly postdocs, research scholars, guest professors)

IVO Data Collection

- All IVO data is self-reported and so represents a small subset of all visa applications
- DOS visa statistics can be found at:
<http://travel.state.gov/content/visas/english/law-and-policy/statistics.html>
- Total cases reported to IVO from 2002 through December 31, 2015: 12,889 (657 cases in 2015)
- Average processing time for all cases reported to the Department of State by the IVO, which were issued in 2015: 94 days

Consistent Trends from 2013 - 2015

- ~90% of all reported visa cases continue to come from China, Iran, and India.
- In 2015, there was little change in the distribution among academic fields.
- Engineering still accounts for ~40% of IVO cases (the majority)

Visa Trends from 2014 to 2015 by Category

Cases reported to Department of State from January 1 of the first year to December 31 of the second year.

Total B-1 Visa Cases in 2014: 315

China: 148 (47%)

India: 67 (21%)

Iran: 37 (12%)

Other: 63 (20%)

Total B-1 Visa Cases in 2015: 215

China: 101 (47%)

India: 52 (24%)

Iran: 24 (11%)

Other: 38 (18%)

Total F-1 Visa Cases in 2014: 190

China: 91 (48%)

India: 10 (5%)

Iran: 87 (46%)

Other: 2 (1%)

Total F-1 Visa Cases in 2015: 289

China: 185 (64%)

India: 11 (4%)

Iran: 85 (29%)

Other: 8 (3%)

Total J-1 Visa Cases in 2014: 149

China: 100 (67%)

India: 12 (8%)

Iran: 24 (16%)

Other: 13 (9%)

Total J-1 Visa Cases in 2015: 85

China: 58 (68%)

India: 1 (1%)

Iran: 19 (23%)

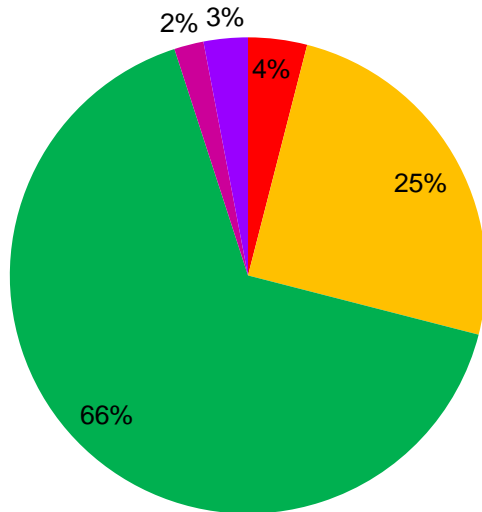
Other: 7 (8%)

Chinese Case Outcomes 2014-2015

Cases reported to Department of State from January 1 of the first year to December 31 of the second year.

2014 IVO Cases from China

■ Denied ■ Delayed ■ Granted ■ Other ■ Unrelated

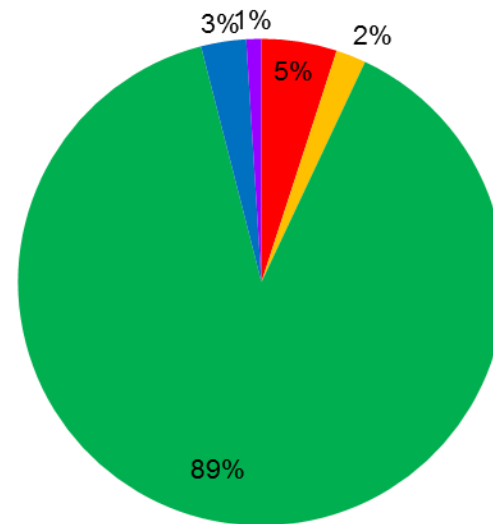


Total Chinese Visa Cases in 2014: 393

Denied: 17
Delayed: 97
Granted: 260
Other/Need more info: 8
Unrelated to science: 11

2015 IVO Cases from China

■ Denied ■ Delayed ■ Granted ■ Pending ■ Unrelated



Total Chinese Visa Cases in 2015: 370

Denied: 19
Delayed: 7
Granted: 330
Pending: 12
Unrelated to science: 2

Chinese Visa Updates

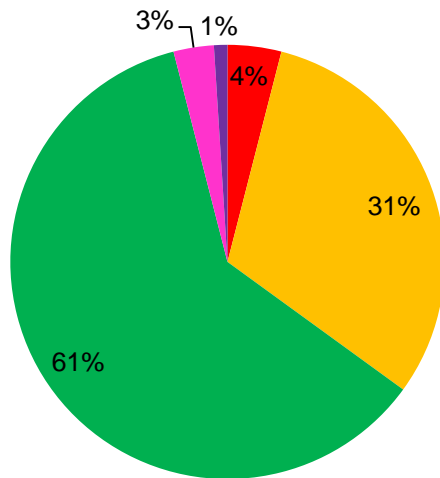
- November 1, 2016: New requirement for B-1/B-2 Chinese a holding a B1/B2 visa
- Will need to enroll in the Electronic Visa Update System (EVUS) which is the online system used by nationals of China holding a 10-year B1/B2, B1 or B2 visa
- Basic biographic information must be updated regularly to facilitate travel to the U.S.
- Enrollment for applicants valid for two years or until the visa or passport expires (whichever comes first)
- Visa holders will have to update their information before traveling to the U.S. again
- <https://www.cbp.gov/travel/international-visitors/electronic-visa-update-system-evus/frequently-asked-questions>

Indian Case Outcomes 2014-2015

Cases reported to Department of State from January 1 of the first year to December 31 of the second year.

2014 IVO Cases from India

■ Denied ■ Delayed ■ Granted ■ Other ■ Unrelated

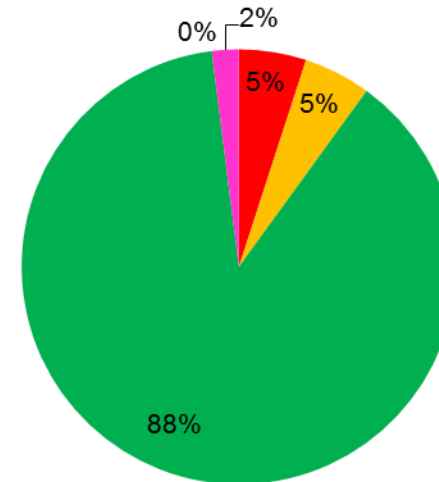


Total Indian Visa Cases in 2014: 138

Denied: 6
Delayed: 43
Granted: 84
Other/Need more info: 4
Unrelated to science: 1

2015 IVO Cases from India

■ Denied ■ Delayed ■ Granted ■ Pending ■ Other



Total Indian Visa Cases in 2015: 96

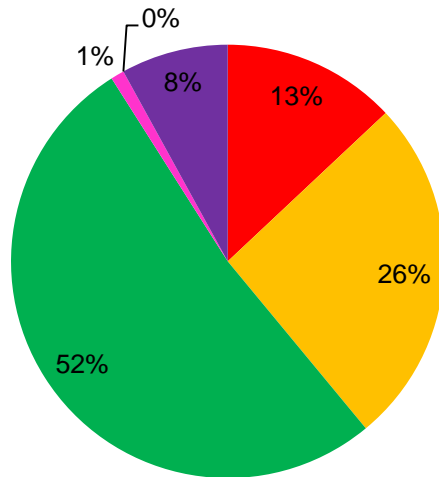
Denied: 5
Delayed: 5
Granted: 84
Pending: 0
Unrelated to science: 2

Iranian Case Outcomes 2014-2015

Cases reported to Department of State from January 1 of the first year to December 31 of the second year.

2014 IVO Cases from Iran

■ Denied ■ Delayed ■ Granted ■ Other ■ Pending ■ Unrelated

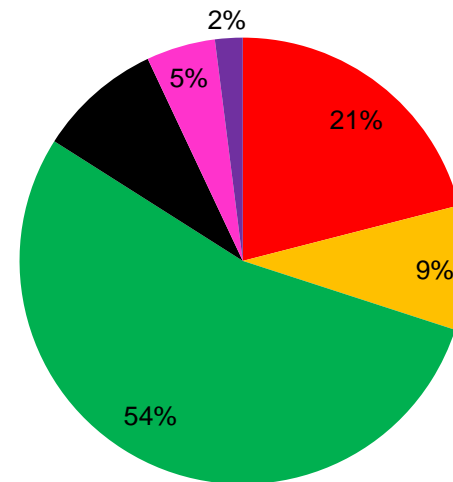


Total Iranian Visa Cases in 2014: 151

Denied: 19
Delayed: 39
Granted: 78
Other/Need more info: 2
Unrelated to science: 12

2015 IVO Cases from Iran

■ Denied ■ Delayed ■ Granted ■ Pending ■ Other ■ Unrelated



Total Iranian Visa Cases in 2015: 132

Denied: 28
Delayed: 12
Granted: 71
Pending: 11
Other: 7
Unrelated to science: 3

Scientific Meetings

- IVO encourages scientific, technical, and medical meeting organizers to:
- Register the meeting with IVO through the online registration form at www.nationalacademies.org/visas - meeting organizer resources
- Offer international meeting participants a letter of invitation as soon as possible
- Tell applicants to APPLY EARLY (four months prior to travel) and bring an English-language CV to their visa interview
- Tell applicants to bring proof of permanent residence and intent to return home to their visa interview (Section 214(b) visa refusals)
- Encourage international attendees (if necessary) to contact the IVO by linking to our website on the conference webpage

Conclusion

IVO strives to serve as a resource for the whole scientific community.

www.nationalacademies.org/visas

Thank you for your attention.