

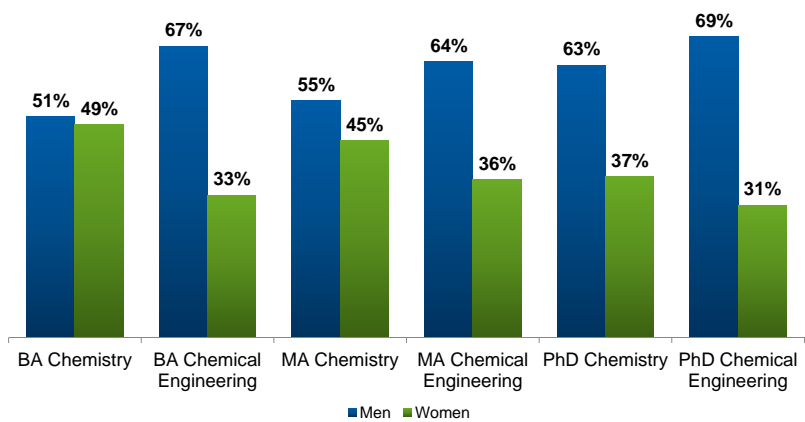
Diversity in Chemistry and Chemical Engineering



- ACS has compiled data on women and minorities in the chemical sciences to increase awareness of their underrepresentation in the field.
- The following charts include:
 - Degrees awarded to women and minorities in chemistry and chemical engineering,
 - Employment of women and minorities in chemistry and chemical engineering,
 - Race/Ethnicity composition of the US population, and
 - ACS Membership demographics

American Chemical Society

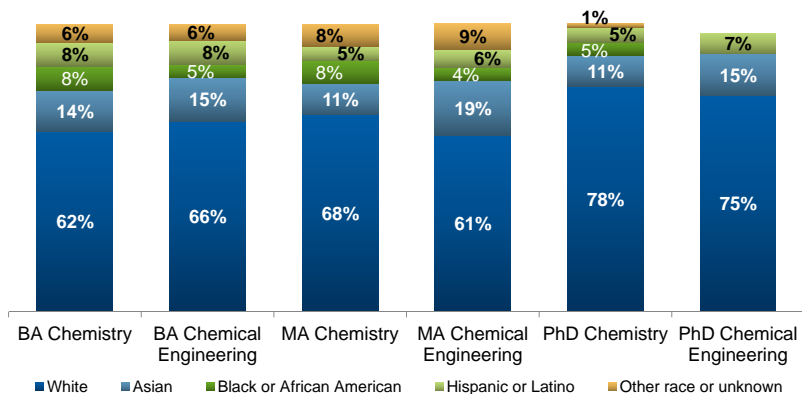
Degrees Earned in Chemistry and Chemical Engineering by Gender: 2012



American Chemical Society

Source: National Center for Education Statistics: Integrated Postsecondary Education Data System Completions Survey (Tables 4-12).

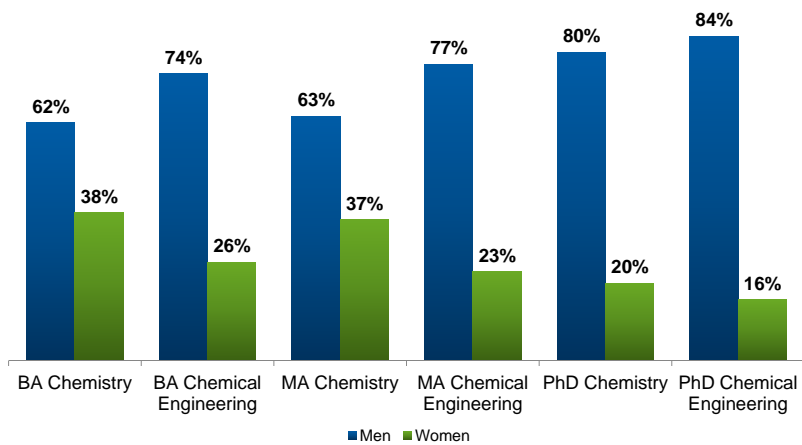
Degrees Earned in Chemistry and Chemical Engineering by Race: 2012



American Chemical Society

Source: National Center for Education Statistics: Integrated Postsecondary Education Data System Completions Survey (Tables 4, 7, 10).

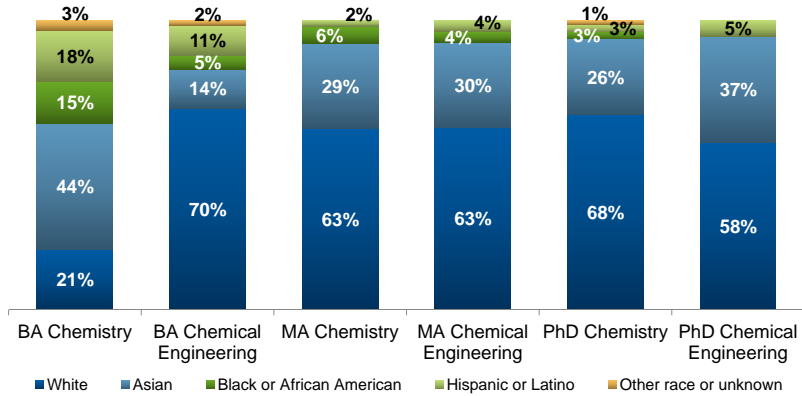
Employed Chemists and Engineers by Level and Field of Highest Degree, and Gender: 2010



American Chemical Society

Source: National Center for Science and Engineering Statistics, Scientists and Engineers Statistical Data System (SESTAT): 2010 (Table 8).

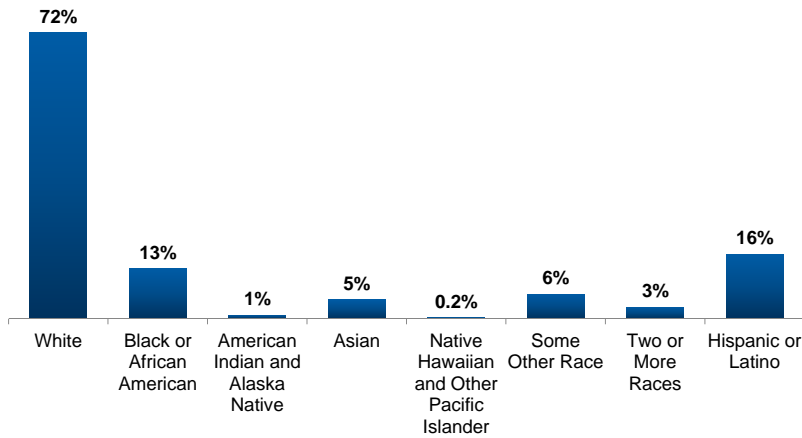
Employed Chemists and Engineers by Level and Field of Highest Degree, and Race: 2010



American Chemical Society

Source: National Center for Science and Engineering Statistics, Scientists and Engineers Statistical Data System (SESTAT): 2010 (Table 8).

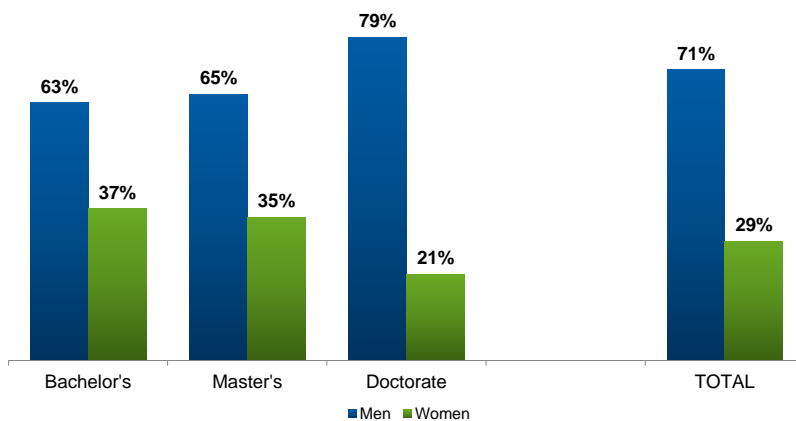
Population by Hispanic or Latino Origin and by Race for the United States: 2010



American Chemical Society

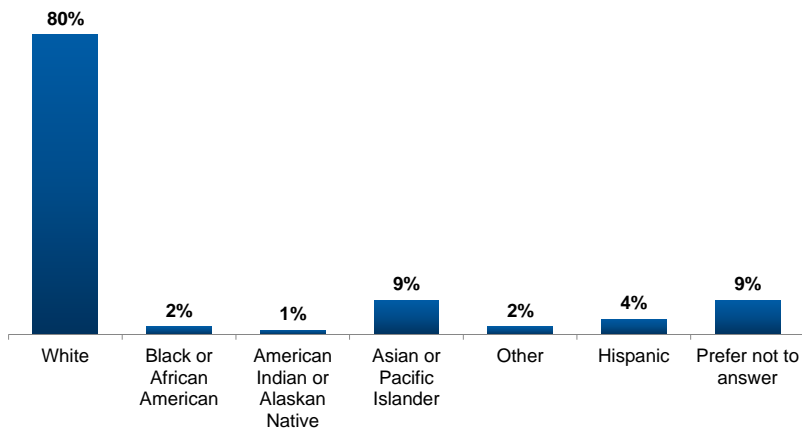
Source: U.S. Census Bureau, 2010 Census Redistricting Data.

ACS Members by Degree Level and Gender: 2014



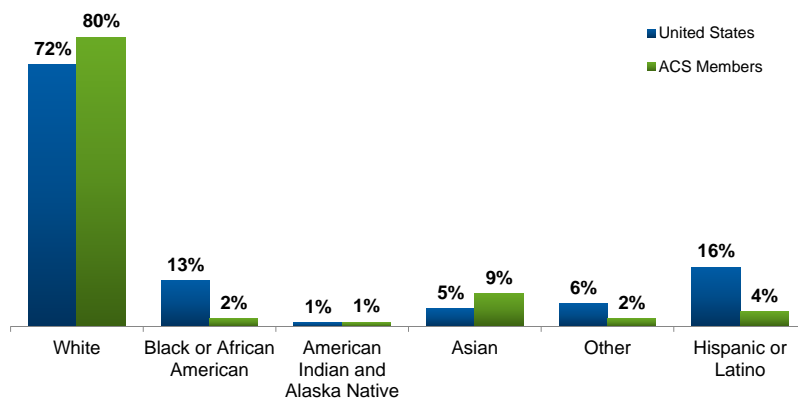
American Chemical Society
Source: 2014 ACS Membership Survey.

Race/Ethnicity of Domestic ACS Members: 2014



American Chemical Society
Source: 2014 ACS Membership Survey.

Race of US Population (2010) and Race/Ethnicity of Domestic ACS Members (2014)



American Chemical Society

Source: U.S. Census Bureau, 2010 Census Redistricting Data and 2014 ACS Membership Survey.

Sources



- National Center for Education Statistics: Integrated Postsecondary Education Data System Completions Survey (Tables 4-12)
- National Center for Science and Engineering Statistics, Scientists and Engineers Statistical Data System (SESTAT): 2010
- U.S. Census Bureau, 2010 Census Redistricting Data
- 2014 ACS Membership Survey

American Chemical Society